



# ABZ VALVES & CONTROLS

A Division of ABZ Manufacturing, Inc.

P.O. BOX 157 • 113 WEST MAIN

MADISON, KS 66860

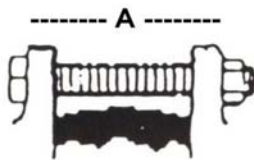
website: [www.abzvalve.com](http://www.abzvalve.com)

email: [info@abzvalve.com](mailto:info@abzvalve.com)

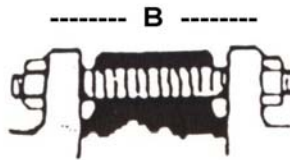
(620) 437-2440

FAX (620) 437-2435

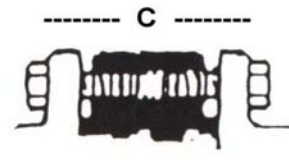
ALL BOLTING			WAFER TYPE		LUG TYPE	
VALVE SIZE	DIAMETER	MACHINE & STUD # OF HOLES	STUD BOLTS LENGTH FIG. B	MACHINE BOLTS LENGTH FIG. A	CAP SCREW # REQ'D	CAP SCREWS LENGTH W/LOCKWASHER FIG. C
2"	0.625	4	5.00	4.50	8	1 1/2
2.5"	0.625	4	5.50	4.50	8	1 3/4
3"	0.625	4	5.50	4.50	8	1 3/4
4"	0.625	8	6.00	5.00	16	2 1/4
5"	0.750	8	6.50	5.50	16	2 1/4
6"	0.750	8	6.50	5.50	16	2 1/4
8"	0.750	8	7.50	6.00	16	2 1/4
10"	0.875	12	7.50	6.50	24	2 1/2
12"	0.875	12	8.50	7.00	24	2 1/2



WAFER STYLE



WAFER OR LUG STYLE



LUG STYLE

## NOTES

ALL VALVES ARE SUITABLE FOR INSTALLATION WITH PIPE FLANGES CONFORMING TO ANSI B-16.1 (CLASS 125 IRON FLANGES)

ALL SCREW THREADS ARE ACCORDING TO ANSI B-1.1 COARSE THREAD