

OVER 30 YEARS OF PIPING INDUSTRY EXPERIENCE



TEST PLUGS

A COMPLETE LINE OF LOW, MEDIUM & HIGH PRESSURE TEST PLUGS



COB
INDUSTRIES, INC.

LOW PRESSURE NYLON EXPANSION PLUGS 0.5" to 6"



SOLID STEM / SS-0.5" TO 1.5"

| STOCK NUMBER | NOMINAL SIZE | SIZE UNEXPANDED | SIZE EXPANDED | UNIT WEIGHT (lbs.) |
|--------------|--------------|-----------------|---------------|--------------------|
| SS 0.50 | 0.50" | 0.490" | 0.600" | 1/4 |
| SS 0.75 | 0.75" | 0.740" | 0.900" | 1/4 |
| SS 1.00 | 1.00" | 0.975" | 1.200" | 1/4 |
| SS 1.25 | 1.25" | 1.225" | 1.450" | 1/4 |
| SS 1.50 | 1.50" | 1.480" | 1.750" | 1/4 |

(SS series now available with vented stem)

HOLLOW STEM / VS - 0.5" TO 6"

| STOCK NUMBER | NOMINAL SIZE | SIZE UNEXPANDED | SIZE EXPANDED | UNIT WEIGHT (lbs.) |
|--------------|--------------|-----------------|---------------|--------------------|
| VS 0.50 | 0.50" | 0.490" | 0.600" | 1/4 |
| VS 0.75 | 0.75" | 0.740" | 0.900" | 1/4 |
| VS 1.00 | 1.00" | 0.975" | 1.200" | 1/4 |
| VS 1.25 | 1.25" | 1.225" | 1.450" | 1/4 |
| VS 1.50 | 1.50" | 1.420" | 1.930" | 1/4 |
| VS 2.00 | 2.00" | 1.930" | 2.360" | 1/4 |
| VS 2.50 | 2.50" | 2.400" | 2.760" | 1/4 |
| VS 3.00 | 3.00" | 2.870" | 3.310" | 1/3 |
| VS 3.50 | 3.50" | 3.346" | 3.818" | 1/3 |
| VS 4.00 | 4.00" | 3.540" | 4.250" | 1/2 |
| VS 4.50 | 4.50" | 4.488" | 5.118" | 1/2 |
| VS 5.00 | 5.00" | 4.720" | 5.370" | 1 |
| VS 6.00 | 6.00" | 5.500" | 6.290" | 1 |

NPHOSE18 18" RUBBER HOSE W/ 1/2" NPT FITTINGS

NPHOSE48 48" RUBBER HOSE W/ 1/2" NPT FITTINGS

COB ADVANTAGES

- Quality, lightweight, durable nylon. 20% lighter than metal.
- Tough/shatter-proof and easily cleaned and maintained, corrosion resistant.
- Plaster and cement do not adhere to the plug.
- Friction-reducing acetal copolymer thrust washer inserted between plate and wing nut provides for easy expansion.
- Natural rubber provides "superior" seal.
- Larger sizes incorporate strengthening ribs to provide rigidity in use.
- Silicon, nitrile, and viton seals available.

321.723.3200 1.800.431.1311 www.cob-industries.com sales@cob-industries.com

CAST ALUMINUM EXPANSION PLUGS

1 1/2" TO 36"



ALUMINUM / AP-1 1/2" TO 36"

| STOCK NUMBER | NOMINAL SIZE | SIZE UNEXPANDED | SIZE EXPANDED | STEM DIAMETER | UNIT WEIGHT (lbs.) |
|--------------|--------------|-----------------|---------------|---------------|--------------------|
| AP01.50 | 1 1/2" | 1.456" | 1.889" | 1/2" | .50 LB |
| AP02.00 | 2" | 1.889" | 2.440" | 1/2" | .50 LB |
| AP02.50 | 2 1/2" | 2.440" | 2.775" | 1/2" | .50 LB |
| AP03.00 | 3" | 2.795" | 3.425" | 1/2" | .75 LB |
| AP03.50 | 3 1/2" | 3.503" | 3.700" | 1/2" | 1 LB |
| AP04.00 | 4" | 3.779" | 4.133" | 1/2" | 1 LB |
| AP04.50 | 4 1/2" | 4.251" | 4.724" | 1/2" | 1 LB |
| AP05.00 | 5" | 4.842" | 5.393" | 1/2" | 1.5 LBS |
| AP06.00 | 6" | 5.900" | 6.550" | 1/2" | 1.5 LBS |
| AP07.00 | 7" | 6.550" | 7.300" | 1" | 3.2 LBS |
| AP08.00 | 8" | 7.700" | 8.550" | 1" | 3.4 LBS |
| AP09.00 | 9" | 8.200" | 9.100" | 1" | 3.9 LBS |
| AP010.00 | 10" | 9.200" | 10.250" | 1" | 4.5 LBS |
| AP11.00 | 11" | 10.300" | 11.200" | 1" | 4.9 LBS |
| AP12.00 | 12" | 11.350" | 12.450" | 1" | 6.7 LBS |
| AP14.00 | 14" | 13.800" | 15.100" | 1" | 11 LBS |
| AP15.00 | 15" | 14.350" | 15.800" | 1" | 11.3 LBS |
| AP16.00 | 16" | 15.600" | 17.000" | 1" | 13.8 LBS |
| AP18.00 | 18" | 17.450" | 19.250" | 1" | 17 LBS |
| AP20.00 | 20" | 19.150" | 20.650" | 2" | 30 LBS |
| AP21.00 | 21" | 20.650" | 22.100" | 2" | 22.7 LBS |
| AP24.00 | 24" | 23.550" | 25.500" | 2" | 33 LBS |
| AP27.00 | 27" | 26.250" | 27.700" | 2" | 44 LBS |
| AP30.00 | 30" | 29.250" | 31.000" | 2" | 60 LBS |
| AP32.00 | 32" | 31.102" | 34.480" | 2" | 59 LBS |
| AP36.00 | 36" | 34.500" | 36.800" | 2" | 96 LBS |

COB ADVANTAGES

- Lightweight, easy to handle - up to 70% lighter than similar steel plugs.
- Durable cast aluminum - heavy duty, non-corrosive and maintenance-free; with natural rubber seal.
- Fill or Vent - threaded pipe stem has removable cap.
- Simple to install and work with - wing nut easily expands rubber seal.
- Special sizes are available to increase expansion range.

NOTE: Expansion plugs are less effective at the higher limits of expansion than in the mid range. Let us help you by supplying the proper sizes for your requirements.

PIPE PLUG KIT



Part # WTP001

Kit includes Nylon Expansion Plugs from 1/2" through 4" sizes (includes fittings and caps) in a hard carrying case with custom foam inserts. Items included:

- (2) each of 1/2", 3/4", 1.0", 1.25", 1.50" (flanged plugs, solid stem)
- (2) each of 1/2", 3/4", 1.0", 1.25", 1.50" (flanged plugs, vented stem)
- (2) each of 1.50", 2.0", 2.50", 3.0", 3.5", 4.0" (vented stem)

LOW PRESSURE EXPANSION PLUGS

(Assorted Styles)



Low pressure expansion plugs available in a variety of styles including Turn-Tite, Snap-Tite, Hex-Nut and Thumb-Nut Plugs. These plugs provide a quick and easy ID seal for little to no pressure applications. Available for 3/8" – 4" sizes. (Hex Nut and Thumb Nut styles not pictured.)

321.723.3200 1.800.431.1311 www.cob-industries.com sales@cob-industries.com

OLS PIPE PLUG/FLOW STOPPER



| PART # | INFLATION PRESSURE MAX | DIAMETER MIN. INCHES | DIAMETER MAX. INCHES | LENGTH INCHES | OLS DIAMETER | WEIGHT LBS. |
|---------------|------------------------|----------------------|----------------------|---------------|--------------|-------------|
| OLS-40/70 | 20 | 1.60 | 2.75 | 6.30 | 1.40 | .50 |
| OLS-65/100 | 22 | 2.50 | 4.00 | 4.00 | 2.3 | 1.00 |
| OLS-70/150 | 20 | 2.75 | 6.00 | 12.20 | 2.60 | 1.20 |
| *OLS-100/200 | 42 | 4.00 | 8.00 | 20.00 | 3.75 | 4.40 |
| *OLS-100/200S | 44 | 4.00 | 8.00 | 9.80 | 3.75 | 2.40 |
| *OLS-150/300 | 44 | 6.00 | 12.00 | 19.70 | 5.30 | 5.10 |
| *OLS-200/400 | 42 | 8.00 | 16.00 | 20.00 | 6.90 | 8.80 |
| *OLS-300/600 | 42 | 12.00 | 24.00 | 24.00 | 11.40 | 19.80 |
| *OLS-500/1000 | 42 | 20.00 | 40.00 | 40.00 | 17.90 | 44.00 |
| *OLS-500/1200 | 42 | 20.00 | 48.00 | 61.00 | 18.00 | 115.00 |

*This product is also available in a more chemical resistant nitrile rubber quality.

TYPICAL APPLICATIONS

- Used as a block plug, a water/air test plug, or leak locating back plug.
- Can be floated down pipe and stopped at desired location to prevent going down a manhole for installation or removal.
- Grows shorter as it inflates to put less stress on plug.

Max. Backpressure with Water Tests At Mentioned Pipe Dia. in Inches

| OLS | 2" | 3" | 4" | 6" | 8" | 12" | 16" | 20" | 24" | 28" | 31" | 35" | 39" | 47" |
|--------------|-----|----|----|----|----|-----|-----|-----|-----|-----|-----|-----|-----|-----|
| | PSI | | | | | | | | | | | | | |
| OLS-40/70 | 13 | 10 | | | | | | | | | | | | |
| OLS-65/100 | | 13 | 12 | | | | | | | | | | | |
| OLS-70/150 | | 13 | 12 | 10 | | | | | | | | | | |
| OLS-100/200 | | | 29 | 23 | 19 | | | | | | | | | |
| OLS-100/200S | | | 29 | 19 | 7 | | | | | | | | | |
| OLS-150/300 | | | | 29 | 21 | 13 | | | | | | | | |
| OLS-200/400 | | | | | 29 | 25 | 13 | | | | | | | |
| OLS-300/600 | | | | | | 29 | 26 | 23 | 13 | | | | | |
| OLS-500/1000 | | | | | | | | 29 | 28 | 26 | 23 | 13 | 6 | |
| OLS-500/1200 | | | | | | | | | 28 | 28 | 26 | 26 | 25 | 12 |

FLEX ODS BYPASS PLUG



| PART # | INFLATION PRESSURE MAX | DIA. MIN. INCHES | DIA. MAX. INCHES | CONNECTION TYPE | LENGTH INCHES | WEIGHT LBS. |
|-------------------|------------------------|------------------|------------------|-----------------|---------------|-------------|
| Flex-ODS 100/200 | 28 | 4.00 | 8.00 | see factory | 20 | 4.40 |
| Flex-ODS 200/400 | 28 | 8.00 | 16.00 | see factory | 20 | 20.00 |
| Flex-ODS 300/600 | 28 | 12.00 | 24.00 | see factory | 24 | 38.00 |
| Flex-ODS 500/1000 | 28 | 20.00 | 40.00 | see factory | 49 | 118.00 |
| Flex-ODS 500/1200 | 28 | 20.00 | 48.00 | see factory | 61 | 135.00 |

Max. Backpressure with Water Tests At Mentioned Pipe Dia. in Inches

| Flex-ODS | 2" | 3" | 4" | 6" | 8" | 12" | 16" | 20" | 24" | 28" | 31" | 35" | 39" | 47" |
|-------------------|-----|----|----|----|----|-----|-----|-----|-----|-----|-----|-----|-----|-----|
| | PSI | | | | | | | | | | | | | |
| Flex-ODS 100/200 | | | 19 | 14 | 10 | | | | | | | | | |
| Flex-ODS 200/400 | | | | 19 | 16 | 7 | | | | | | | | |
| Flex-ODS 300/600 | | | | | 19 | 17 | 14 | 9 | | | | | | |
| Flex-ODS 500/1000 | | | | | | | | 19 | 17 | 16 | 16 | 14 | 9 | |
| Flex-ODS 500/1200 | | | | | | | | | 19 | 17 | 16 | 16 | 14 | 7 |

COB ADVANTAGES

- Equipped with replaceable insert through plug body.
- Allows capping for air tight seal or connection for pipe or hose.
- Ideal for by-passing applications.

321.723.3200 1.800.431.1311 www.cob-industries.com sales@cob-industries.com

TAKE THE COB ADVANTAGE

MEGAPLUG®



| PART # | INFLATION PRESSURE MAX | DIA. MIN. INCHES | DIA. MAX. INCHES | CONNECTION FRONT & BACK | DIA. ODS | LENGTH INCHES | WEIGHT LBS. |
|----------|------------------------|------------------|------------------|-------------------------|----------|---------------|-------------|
| ODS-1400 | 20 | 20 | 55 | see factory | 19.30 | 78 | 172 |
| ODS-1600 | 14.2 | 28 | 63 | see factory | 19.30 | 91 | 199 |
| ODS-2000 | 14.2 | 32 | 78 | see factory | 19.30 | 130 | 286 |
| ODS-2400 | 7 | 47 | 96 | see factory | 30.00 | 158 | 661 |

The MEGAPLUG® is specially designed for large diameter pipe (32" +). The unique construction allows these useful plugs to seal in many different pipe diameters through a standard manhole cover. The MEGAPLUG® is built from high quality Kevlar® cord reinforced neoprene and comes ready to test and bypass with air or water.

Max. Backpressure with Water Tests At Mentioned Diameter

| TYPE ODS | Working Press. Max | 20" | 24" | 28" | 32" | 36" | 40" | 48" | 55" | 63" | 71" | 79" | 87" | 96" |
|----------|--------------------|------|------|------|------|------|------|------|------|-----|-----|-----|-----|-----|
| ODS 1400 | 20.0 PSI | 20.0 | 19.0 | 19.0 | 18.0 | 17.5 | 17.0 | 15.5 | 12.0 | | | | | |
| ODS 1600 | 14.2 PSI | | | 13.5 | 12.5 | 12.0 | 11.5 | 10.0 | 8.5 | 7.0 | | | | |
| ODS 2000 | 14.2 PSI | | | | 13.5 | 12.5 | 11.5 | 10.0 | 9.0 | 8.5 | 7.5 | 7.0 | | |
| ODS 2400 | 7.0 PSI | | | | | | | | 6.0 | 6.0 | 4.0 | 4.0 | 3.0 | 3.0 |

QWIK-SEALFAST INFLATABLE PLUGS 4" TO 72"

The M.P. Plug design utilizes a combination of a positive seal with the restraining tension produced by the set screws on the pipe I.D. to withstand total line loads up to 150 PSI. (consult factory)



COB ADVANTAGES

- Line test pressures up to 150 PSI
- High strength corrosive resistant aluminum alloy with SBR rubber
- Inflates with minimum volume of air

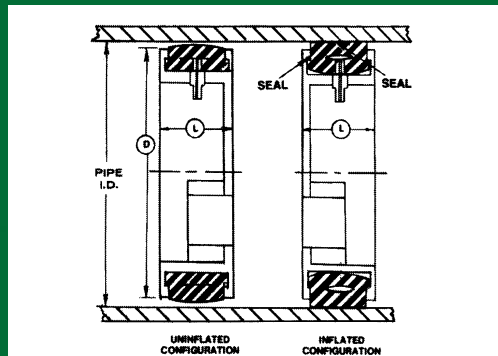
| TEST PLUG PIPE I.D. RANGE | LINE TEST P.S.I.G. | TOTAL LINE LOAD IN LBS. AT TOP OF RANGE |
|---------------------------|--------------------|---|
| 4" - 36" | 150 | 152,682 lbs. |
| 36" - 54" | 105 | 240,474 lbs. |
| 54" - 72" | 60 | 244,291 lbs. |

OVER 72" CONTACT FACTORY FOR INFO.

*Mechanical Seals Available.

TYPICAL APPLICATIONS

- Treatment and purification lines
- Intermediate transmission lines
- Subaqueous transmission and discharge
- Force main and water main
- Pumping and lift stations
- Nuclear cooling lines
- Irrigation supply
- Pipe line testing
- Shipyards



QWIK-HIGH PRESSURE PIPE STOPPERS

0.5" to 24"

Designed for pressure testing up to 3,000 PSI. Special "Twin Cone" grips provide 100% contact with pipe wall and minimize tube wall contact.



ADVANTAGES

- Schedule 40, 80, 160 and special sizes available
 - Easy installation and removal
 - Case hardened steel - cadmium plated
- Note: Small bore model for .480" to 1.125" inside diameter.

| SCHD. 40 STOCK NO. | SCHD. 80 STOCK NO. | SCHD.160 STOCK NO. | NOMINAL SIZE (IPS) | MAX OP. PRESSURE (psig) | STEM DIA (in) | UNIT WEIGHT (lbs.) |
|--------------------|--------------------|--------------------|--------------------|-------------------------|---------------|--------------------|
| 0400.50 | 0800.50 | 1600.50 | 1/2" | 3000 | 1/2 | 0.5 |
| 0040.75 | 0800.75 | 1600.75 | 3/4" | 3000 | 1/2 | 0.5 |
| 0401.00 | 0801.00 | 1601.00 | 1" | 3000 | 1/2 | 0.5 |
| 0401.25 | 0801.25 | 1601.25 | 1 1/4" | 3000 | 5/8 | 1 |
| 0401.50 | 0801.50 | 1601.50 | 1 1/2" | 3000 | 7/8 | 2 |
| 0402.00 | 0802.00 | 1602.00 | 2" | 3000 | 7/8 | 3 |
| 0402.50 | 0802.50 | 1602.50 | 2 1/2" | 3000 | 7/8 | 4 |
| 0403.00 | 0803.00 | 1603.00 | 3" | 3000 | 1 1/4 | 5 |
| 0403.50 | 0803.50 | 1603.50 | 3 1/2" | 3000 | 1 1/4 | 7 |
| 0404.00 | 0804.00 | 1604.00 | 4" | 3000 | 1 1/4 | 9 |
| 0406.00 | 0806.00 | 1606.00 | 6" | 2000 | 1 1/2 | 21 |
| 0408.00 | 0808.00 | 1608.00 | 8" | 1500 | 1 1/2 | 32 |

10+ Please call for specifications

QWIK-HIGH PRESSURE EXTERNAL CLOSURE




For Hydrostatic Testing & Plain-End Pipe & Tubing

ADVANTAGES:

- Instant, external sealing. Just slide on and tighten
 - High safety factor-as test pressure increases, the clamp forms a tighter seal.
 - Great reliability. An industry-proven performer
 - Wide range of sizes in tubing and pipe up to 12-in Dia
 - Available in alloy steel, aluminum and stainless steel
- (NOTE: Order CCN for pipe and CCT for Tubing)

QWIK-SOCKET WELD PLUG



- Sizes available in 1/2", 3/4", 1 1/4", 1 1/2", 2".
- Eliminates need for welding plugs or nipples to opening for testing.
- Available with filling or venting connection similar to type "C" stopper.

321.723.3200 1.800.431.1311 www.cob-industries.com sales@cob-industries.com

TAKE THE COB ADVANTAGE

QWIK-GATE PLUGS



Qwik-Gate plugs can be used to change out valves, add fittings or make line repairs and test lines without shutting off water or draining lines. Seals withstand temperatures from -25°F to 225°F. Qwik-Gate plugs can be used on copper, steel or PVC lines and are rated for up to 65 PSI.

| PART # | NOMINAL SIZE | UNEXPANDED DIAMETER |
|--------|--------------|---------------------|
| QG0.50 | 1/2" | 0.45" |
| QG0.75 | 3/4" | 0.65" |
| QG1.00 | 1" | 0.85" |
| QG1.25 | 1.25" | 1.10" |
| QG1.50 | 1.50" | 1.31" |
| QG2.00 | 2.00" | 1.70" |
| QG2.50 | 2.50" | 2.10" |
| QG3.00 | 3" | 2.70" |
| QG4.00 | 4" | 3.50" |

GROUT PACKERS




Multi-Sized Grout Packers are now available in a range of sizes and lengths. These are rugged and easy to use, and come with an aluminum dome ends with eyebolts. Max. Inflation Pressure is 36 PSI.

| PART # | SIZE | PART # | SIZE | PART # | SIZE |
|----------------|-------------------|-----------------|----------------|-----------------|----------------|
| LP 70/100-600 | 2.73" - 4" x 24" | LP 100/150-600 | 4" - 6" x 24" | LP 150/200-600 | 6" - 8" x 24" |
| LP 70/100-1000 | 2.73" - 4" x 40" | LP 100/150-1000 | 4" - 6" x 40" | LP 150/200-1000 | 6" - 8" x 40" |
| LP 70/100-1500 | 2.73" - 4" x 60" | LP 100/150-1500 | 4" - 6" x 60" | LP 150/200-1500 | 6" - 8" x 60" |
| LP 70/100-2000 | 2.73" - 4" x 80" | LP 100/150-2000 | 4" - 6" x 80" | LP 150/200-2000 | 6" - 8" x 80" |
| LP 70/100-3000 | 2.73" - 4" x 120" | LP 100/150-3000 | 4" - 6" x 120" | LP 150/200-3000 | 6" - 8" x 120" |
| LP 70/100-4000 | 2.73" - 4" x 160" | LP 100/150-4000 | 4" - 6" x 160" | LP 150/200-4000 | 6" - 8" x 160" |
| LP 70/100-5000 | 2.73" - 4" x 200" | LP 100/150-5000 | 4" - 6" x 200" | LP 150/200-5000 | 6" - 8" x 200" |

321.723.3200 1.800.431.1311 www.cob-industries.com sales@cob-industries.com

INFLATABLE SEAL PLUGS

Low and Medium Pressure



Inflatable seal plugs have been proven around the world for blocking, testing, by-passing and keeping lines under construction clean.

Large diameter disc plug unit equipped with 2" test ports.
Braced pressure 15 psi.

QWIK-TEST

| PART # | FOR PIPE SIZE | MIN. PIPE DIA. | MAX. PIPE DIA. | UNIT WEIGHT (lbs.) |
|----------|---------------|----------------|----------------|--------------------|
| 010-24-0 | 24" | 23.7" | 24.25" | 26.5 |
| 011-27-1 | 27" | 26.5" | 27.25" | 87.0 |
| 011-30-1 | 30" | 29.5" | 30.25" | 90.0 |
| 011-33-1 | 33" | 32.5" | 33.25" | 115.0 |
| 011-36-1 | 36" | 35.5" | 36.25" | 127.0 |
| 011-39-1 | 39" | 38.5" | 39.25" | 138.0 |
| 011-42-1 | 42" | 41.5" | 42.25" | 155.0 |
| 011-45-1 | 45" | 44.5" | 45.25" | 172.0 |
| 011-48-1 | 48" | 47.5" | 48.25" | 183.0 |
| 011-54-1 | 54" | 53.5" | 54.25" | 265.0 |
| 011-60-1 | 60" | 59.5" | 60.25" | 310.0 |
| 011-66-1 | 66" | 65.5" | 66.25" | * |
| 011-72-1 | 72" | 71.5" | 72.25" | * |
| 011-78-1 | 78" | 77.5" | 78.25" | * |
| 011-84-1 | 84" | 83.5" | 84.25" | * |
| 011-90-1 | 90" | 89.5" | 90.25" | * |
| 011-96-1 | 96" | 95.5" | 96.25" | * |

* Special order. Consult Factory.

Bypass and vent ports standard.

MEDIUM PRESSURE ROLL-UP

Braced pressure 100 PSI (air in plug)

| PART # | FOR PIPE SIZE | MIN. PIPE DIA. | MAX. PIPE DIA. | UNIT WEIGHT (lbs.) |
|----------|---------------|----------------|----------------|--------------------|
| 040-04-1 | 4" | 3.8" | 4.25" | 5.0 |
| 040-06-1 | 6" | 5.5" | 6.25" | 11.0 |
| 040-08-1 | 8" | 7.0" | 8.25" | 14.0 |
| 040-10-1 | 10" | 9.0" | 10.25" | 29.0 |
| 040-12-1 | 12" | 11.0" | 12.25" | 37.0 |
| 040-14-1 | 14" | 13.0" | 14.25" | 45.0 |
| 040-15-1 | 15" | 14.0" | 15.25" | 45.0 |
| 040-16-1 | 16" | 15.0" | 16.25" | 52.0 |
| 040-18-1 | 18" | 17.0" | 18.25" | 64.0 |
| 040-20-1 | 20" | 19.0" | 20.25" | 80.0 |
| 040-21-1 | 21" | 20.0" | 21.25" | 95.0 |
| 040-24-1 | 24" | 23.0" | 24.25" | 130.0 |
| 040-27-1 | 27" | 26.0" | 27.25" | 175.0 |
| 040-30-1 | 30" | 29.0" | 30.25" | 200.0 |
| 040-33-1 | 33" | 32.0" | 33.25" | 250.0 |
| 040-36-1 | 36" | 35.0" | 36.25" | 285.0 |
| 040-39-1 | 39" | 38.0" | 39.25" | 340.0 |
| 040-42-1 | 42" | 41.0" | 42.25" | 370.0 |
| 040-45-1 | 45" | 44.0" | 45.25" | 400.0 |
| 040-48-1 | 48" | 47.0" | 48.25" | 470.0 |
| 040-54-1 | 54" | 53.0" | 54.25" | 540.0 |
| 040-60-1 | 60" | 59.0" | 60.25" | 600.0 |
| 040-66-1 | 66" | 65.0" | 66.25" | * |
| 040-72-1 | 72" | 71.0" | 72.25" | * |
| 040-78-1 | 78" | 77.0" | 78.25" | * |
| 040-84-1 | 84" | 83.0" | 84.25" | * |
| 040-90-1 | 90" | 89.0" | 90.25" | * |
| 040-96-1 | 96" | 95.0" | 96.25" | * |

* Special order. Consult Factory.

321.723.3200 1.800.431.1311 www.cob-industries.com sales@cob-industries.com

TAKE THE COB ADVANTAGE

BAG PLUGS

2" to 72"



Bag Plug Pressure:
(very low pressure gas test)

BB: 1/4 lb.

BC: 2 to 8 - lb.

9 to 12 - 3/4 lb.

12 to 24 - 1/2 lb.

25 up - 1/4 lb.

Larger sizes and Nitrile Bladders
available upon request.

| PART # | SIZE | UNIT |
|-----------|--------------------|--------|
| TYPE "BC" | GUM RUBBER BLADDER | WEIGHT |
| BAG | W/POLYESTER COVER | (lbs.) |

| | | |
|-------|---------|-----|
| BC102 | 2 INCH | .05 |
| BC103 | 3 INCH | .05 |
| BC104 | 4 INCH | 1.0 |
| BC106 | 6 INCH | 1.2 |
| BC108 | 8 INCH | 1.5 |
| BC110 | 10 INCH | 2.0 |
| BC112 | 12 INCH | 3.0 |
| BC114 | 14 INCH | 4.0 |
| BC116 | 16 INCH | 5.0 |
| BC118 | 18 INCH | 6.0 |
| BC120 | 20 INCH | 7.0 |
| BC122 | 22 INCH | 8.0 |
| BC124 | 24 INCH | 8.5 |
| BC126 | 26 INCH | 10 |
| BC128 | 28 INCH | 12 |
| BC130 | 30 INCH | 19 |
| BC132 | 32 INCH | 25 |
| BC136 | 36 INCH | 32 |
| BC142 | 42 INCH | 36 |
| BC148 | 48 INCH | 43 |

QWIK-FIT CYLINDER PLUGS



The Qwik-Fit Cylinder Plug is an inflatable plug with a rugged polyester cover which may be inflated to a high internal pressure to hold against as much as ten pounds of pressure in the pipe.

Qwik-Fit Cylinder Plugs should be inflated to the pressure given on the card fastened to each plug. These pressures are listed below.

| PART NO. | NOMINAL SIZE | MAX. INFL. PRESSURE |
|----------|--------------|---------------------|
| QC02.00 | 2 IN. | 15 LBS. |
| QC03.00 | 3 IN. | 15 LBS. |
| QC04.00 | 4 IN. | 15 LBS. |
| QC06.00 | 6 IN. | 15 LBS. |
| QC08.00 | 8 IN. | 12 LBS. |
| QC10.00 | 10 IN. | 10 LBS. |
| QC12.00 | 12 IN. | 8 LBS. |
| QC14.00 | 14 IN. | 6 LBS. |
| QC16.00 | 16 IN. | 6 LBS. |
| QC18.00 | 18 IN. | 5 LBS. |
| QC20.00 | 20 IN. | 5 LBS. |
| QC22.00 | 22 IN. | 5 LBS. |
| QC24.00 | 24 IN. | 3 LBS. |
| QC30.00 | 30 IN. | 3 LBS. |
| QC36.00 | 36 IN. | 3 LBS. |

Cylinder Plugs inflated according to these directions will hold against a pipe pressure equal to about 60% of the pressure in the bag.

Use a gauge and monitor this pressure.

**FROM THE MAKERS
OF QWIK-FREEZER®
- THE ORIGINAL U.S.
PORTABLE PIPE FREEZING
MANUFACTURER.**

REQUIRED PIPE OPENING PLUG SIZE REQUIRED OPENING

| | |
|--------------|--------|
| 3" AND UNDER | 1" |
| 4" *5" | 1 1/4" |
| 6" *7" | 1 1/2" |
| 8" 10" | 2" |
| 12" 14" | 2 1/2" |
| *15" 18" | 3" |
| 20" 24" | 4" |
| 30" 36" | 5" |
| 42" 48" | 6" |

* Indicates special order size. Call for information.

Custom sizes and applications made.
And much, much more . . .

321.723.3200 1.800.431.1311 www.cob-industries.com sales@cob-industries.com

TAKE THE COB ADVANTAGE




Custom Manufactured Plugs available from **COB Industries, Inc.**

COB Industries, Inc. is offering and producing more custom-manufactured plugs than ever before. This is a growing section of the Pipe Plug products that COB Industries has been offering for over 30 years. More and more customers are having customized plugs built to address requirements associated with specific applications. These include self-restraining plugs to fit almost any size pipe, with pressure capabilities up to 250 PSI or more. Plugs are available with either mechanical or inflatable seals.

COB Industries has the unique ability to produce these plugs within a short period of time to meet almost any specific requirements including various sizes and pressure capabilities. These plugs have been used with great success by some of the largest builders and contractors in the U.S. and around the world, often produced to provide solutions for urgent situations in a short period of time.

No matter what the details of the application or the logistics involved, chances are that COB Industries can provide the best possible solution. Normal delivery for custom plugs is around 2 weeks, but rush jobs can be completed in as little as 48 hours.



321.723.3200 1.800.431.1311 www.cob-industries.com sales@cob-industries.com