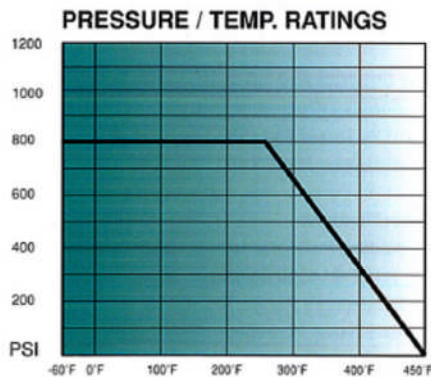
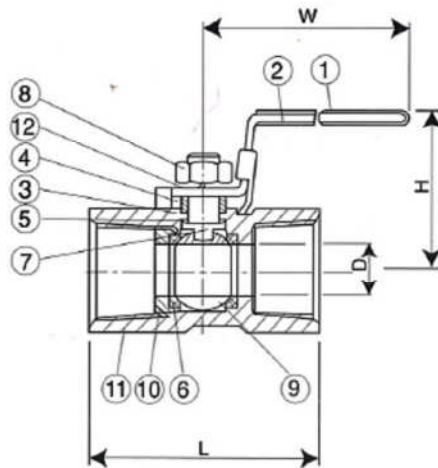
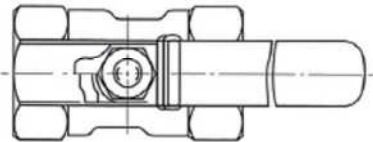




**1-PC 800 WOG STAINLESS STEEL BALL VALVE,
REDUCED PORT, SCREWED END
MODEL: #511**



STANDARD
DESIGN: ANSI B16.34
TESTING: API 598

DIMENSIONS (inch)

SIZE	D	L	H	W	CV FACTOR	TORQUE INCH/LBS	LBS
1/4"	0.20	1.54	1.22	2.64	4	12	0.15
3/8"	0.28	1.73	1.42	2.64	4	12	0.24
1/2"	0.35	2.22	1.61	3.54	4.5	12	0.40
3/4"	0.49	2.32	1.73	3.54	9	18	0.57
1"	0.63	2.80	1.89	4.41	16	36	0.93
1-1/4"	0.79	3.07	2.13	4.41	24	54	1.65
1-1/2"	0.96	3.27	2.56	5.20	37	72	1.87
2"	1.26	3.94	2.83	5.20	68	84	2.98

MATERIAL LIST

NO.	PART NAME	SPECIFICATION
1	COVER	PLASITC
2	HANDLE	AISI 304
3	THRUST WASHER	PTFE
4	PACKING RING	AISI 304
5	STEM PACKING	PTFE
6	SEAT	PTFE
7	STEM	AISI 316
8	STEM NUT	AISI 304
9	BALL	ASTM-CF8M-A351
10	SEAT RETAINER	AISI 316
11	BODY	ASTM-CF8M-A351
12	STEM WASHER	AISI 304