
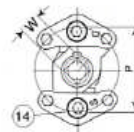




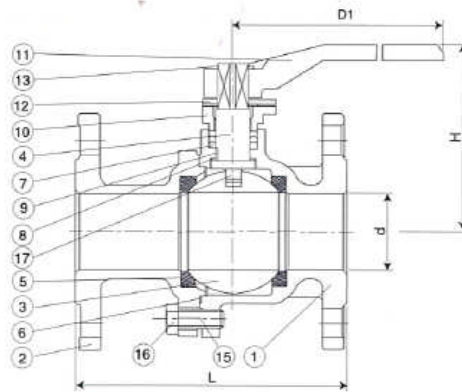
2-PC CARBON STEEL FULL PORT FLANGED BALL VALVE, ANSI 150/300 LB/JIS 10K/DIN PN 16 MODEL: #32WCB WITH MOUNTING PAD ISO 5211



TOP VIEW



ISO 5211 MOUNTING PAD



STANDARD

DESIGN: ANSI B16.34
FACE TO FACE: ANSI B16.10/JIS B2002/DIN PN16 3202 F4/F5
FLANGE DIMENSIONS: ANSI B16.5/JIS B2210/DIN 2633 PN16
TESTING: API 598

APPLICATION

FOR GENERAL CHEMICAL AND INDUSTRIAL SERVICES
PRESSURE-TEMPERATURE RATING: ANSI B16.34/JIS B2201

SPECIFICATION

FIRE-SAFE DESIGN
BODY MATERIAL: A216 WCB

DIMENSIONS

(inch)

SIZE	d	L			H	D1	P	W	150LB LBS
		150LB/JIS10K	300LB	PN16					
1/2"	0.59	4.25	5.51	4.53	3.23	4.92	1.65	0.39	4.52
3/4"	0.79	4.61	5.98	4.72	3.35	4.92	1.65	0.39	4.63
1"	0.98	5.00	6.50	4.92	3.70	5.71	1.97	0.47	6.83
1-1/4"	1.26	5.51	7.01	5.12	3.94	5.71	1.97	0.47	8.82
1-1/2"	1.57	6.50	7.48	5.51	4.53	9.06	2.76	0.67	15.21
2"	1.97	7.01	8.50	5.91	4.72	9.06	2.76	0.67	18.19
2-1/2"	2.56	7.48	9.49	6.69	6.10	15.75	4.02	0.79	30.75
3"	3.15	7.99	11.10	7.09	6.50	15.75	4.02	0.79	39.24
4"	3.94	9.02	12.01	7.48	7.87	18.11	4.02	1.06	69.34
6"	5.91	15.51	15.87	13.78	10.00	31.50	4.92	1.06	144.18
8"	7.87	17.99	19.76	15.75	11.81	47.24	5.51	1.42	357.15
10"	9.84	20.98	-	17.72	13.98	47.24	5.51	1.42	496.04
12"	11.81	24.02	-	-	-	6.50	1.81	-	797.63

MATERIAL LIST

NO.	PART NAME	SPECIFICATION	Q'TY
1	BODY	ASTM A216 WCB	1
2	CAP	ASTM A216 WCB	1
3	BALL	ASTM A351 CF8 OR CF8M	1
4	STEM	ASTM A276-304 OR 316	1
5	SEATS	RTFE	2
6	GASKET	PTFE	1
7	STEM PACKING	PTFE	1 SET
8	THRUST WASHER	PTFE	1
9	BEARING	RTFE	1
10	GLAND FLANGE	ASTM A351 CF8	1
11	HANDLE	FCD45	1
12	STOP PLATE	S.S. 304	1
13	SNAP RING	S.S. 420	2
14	GLAND BOLT	ASTM A193-B8	2-4
15	BOLT	ASTM A193-B8	4-20
16	NUT	ASTM A194-8	4-20
*17	STATIC SPRING	S.S. 304	1-2

*Option