


# PENN Forged Threaded Pipe Fittings

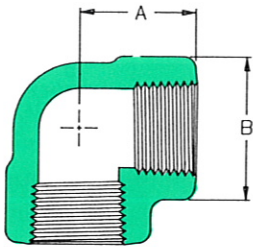
ASME B16.11-1996

AVAILABLE IN A COMPLETE RANGE OF CARBON, STAINLESS STEELS,  
ALLOY STEELS, AND NON-FERROUS METALS.



## MACHINED FROM SOLID FORGINGS

### 90° ELBOW



CLASS 2000 FIGURE NO. 02001  
CLASS 3000 FIGURE NO. 03001  
CLASS 6000 FIGURE NO. 06001

#### CLASS 2000

Nominal Pipe Size	1/8	1/4	3/8	1/2	3/4	1	1-1/4	1-1/2	2	2-1/2	3	3-1/2	4
Dimension A	7/8	7/8	31/32	1-1/8	1-5/16	1-1/2	1-3/4	2	2-3/8	3	3-3/8	----	4-3/16
Dimension B	7/8	7/8	1-1/16	1-5/16	1-1/2	1-13/16	2-3/16	2-1/2	3	3-5/8	4-5/16	----	5-7/8
Approx. Wt.	.20	.18	.25	.51	.73	1.07	1.63	2.31	3.61	7.60	11.93	----	24.05

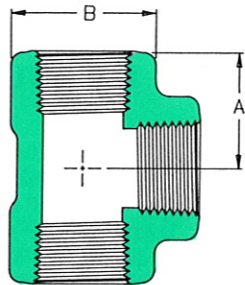
#### CLASS 3000

Nominal Pipe Size	1/8	1/4	3/8	1/2	3/4	1	1-1/4	1-1/2	2	2-1/2	3	3-1/2	4
Dimension A	7/8	31/32	1-1/8	1-5/16	1-1/2	1-3/4	2	2-3/8	2-1/2	3-1/4	3-3/4	4-3/16	4-3/16
Dimension B	7/8	1-1/16	1-5/16	1-1/2	1-13/16	2-3/16	2-1/2	3	3-5/16	4	4-3/4	5-7/8	5-7/8
Approx. Wt.	.20	.33	.61	.92	1.47	2.33	2.98	5.72	6.53	11.03	18.83	29.37	24.05

#### CLASS 6000

Nominal Pipe Size	1/8	1/4	3/8	1/2	3/4	1	1-1/4	1-1/2	2	2-1/2	3	3-1/2	4
Dimension A	31/32	1-1/8	1-5/16	1-1/2	1-3/4	2	2-3/8	2-1/2	3-1/4	3-3/4	4-3/16	4-3/16	----
Dimension B	1-1/16	1-5/16	1-1/2	1-13/16	2-3/16	2-1/2	3	3-5/16	4	4-3/4	5-7/8	5-7/8	----
Approx. Wt.	.35	.68	.95	1.72	2.76	3.79	6.66	8.39	13.74	23.24	36.22	32.60	----

### TEE



CLASS 2000 FIGURE NO. 02002  
CLASS 3000 FIGURE NO. 03002  
CLASS 6000 FIGURE NO. 06002

#### CLASS 2000

Nominal Pipe Size	1/8	1/4	3/8	1/2	3/4	1	1-1/4	1-1/2	2	2-1/2	3	3-1/2	4
Dimension A	7/8	7/8	31/32	1-1/8	1-5/16	1-1/2	1-3/4	2	2-3/8	3	3-3/8	----	4-3/16
Dimension B	7/8	7/8	1-1/16	1-5/16	1-1/2	1-13/16	2-3/16	2-1/2	3	3-5/8	4-5/16	----	5-7/8
Approx. Wt.	.31	.24	.37	.67	.91	1.38	1.96	3.10	4.98	9.31	13.32	----	28.02

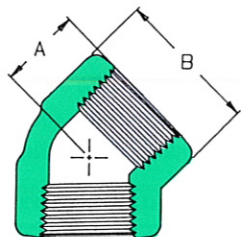
#### CLASS 3000

Nominal Pipe Size	1/8	1/4	3/8	1/2	3/4	1	1-1/4	1-1/2	2	2-1/2	3	3-1/2	4
Dimension A	7/8	31/32	1-1/8	1-5/16	1-1/2	1-3/4	2	2-3/8	2-1/2	3-1/4	3-3/4	4-3/16	4-3/16
Dimension B	7/8	1-1/16	1-5/16	1-1/2	1-13/16	2-3/16	2-1/2	3	3-5/16	4	4-3/4	5-7/8	5-7/8
Approx. Wt.	.31	.45	.78	1.20	1.87	2.95	3.92	7.35	7.58	14.61	22.82	36.19	28.02

#### CLASS 6000

Nominal Pipe Size	1/8	1/4	3/8	1/2	3/4	1	1-1/4	1-1/2	2	2-1/2	3	3-1/2	4
Dimension A	31/32	1-1/8	1-5/16	1-1/2	1-3/4	2	2-3/8	2-1/2	3-1/4	3-3/4	4-3/16	4-3/16	----
Dimension B	1-1/16	1-5/16	1-1/2	1-13/16	2-3/16	2-1/2	3	3-5/16	4	4-3/4	5-7/8	5-7/8	----
Approx. Wt.	.44	.91	1.36	2.21	3.57	5.11	8.25	10.46	17.54	30.65	49.50	40.88	----

### 45° ELBOW



CLASS 2000 FIGURE NO. 02003  
CLASS 3000 FIGURE NO. 03003  
CLASS 6000 FIGURE NO. 06003

#### CLASS 2000

Nominal Pipe Size	1/8	1/4	3/8	1/2	3/4	1	1-1/4	1-1/2	2	2-1/2	3	3-1/2	4
Dimension A	3/4	3/4	3/4	7/8	1	1-1/8	1-5/16	1-3/8	1-11/16	2-1/16	2-1/2	----	3-1/8
Dimension B	1-1/16	1-1/16	1-1/16	1-5/16	1-1/2	1-13/16	2-3/16	2-1/2	3	4	4-3/4	----	5-7/8
Approx. Wt.	.29	.29	.21	.42	.60	.97	1.35	1.83	3.08	7.84	13.52	----	19.35

#### CLASS 3000

Nominal Pipe Size	1/8	1/4	3/8	1/2	3/4	1	1-1/4	1-1/2	2	2-1/2	3	3-1/2	4
Dimension A	3/4	3/4	7/8	1	1-1/8	1-5/16	1-3/8	1-11/16	1-25/32	2-1/16	2-1/2	3-1/8	3-1/8
Dimension B	1-1/16	1-1/16	1-5/16	1-1/2	1-13/16	2-3/16	2-1/2	3	3-5/16	4	4-3/4	5-7/8	5-7/8
Approx. Wt.	.29	.25	.50	.76	1.23	1.87	2.29	4.6	4.58	7.84	13.52	24.70	19.35

#### CLASS 6000

Nominal Pipe Size	1/8	1/4	3/8	1/2	3/4	1	1-1/4	1-1/2	2	2-1/2	3	3-1/2	4
Dimension A	3/4	7/8	1	1-1/8	1-5/16	1-3/8	1-11/16	1-25/32	2-1/16	2-1/2	3-1/8	3-1/8	----
Dimension B	1-1/16	1-5/16	1-1/2	1-13/16	2-3/16	2-1/2	3	3-5/16	4	4-3/4	5-7/8	5-7/8	----
Approx. Wt.	.28	.57	.86	1.41	2.25	2.81	5.28	6.16	10.04	15.63	30.54	28.72	----

DIMENSIONS IN INCHES  
WEIGHTS IN POUNDS


CLASS 9000 and SPECIAL THREADED FITTINGS  
AVAILABLE UPON REQUEST.

TRUE REDUCING FITTINGS CAN BE FURNISHED  
BY BORING STRAIGHT SIZE BLANKS

# PENN Forged Threaded Pipe Fittings

ASME B16.11-1996

AVAILABLE IN A COMPLETE RANGE OF CARBON, STAINLESS STEELS,  
ALLOY STEELS, AND NON-FERROUS METALS.



## MACHINED FROM SOLID FORGINGS

CROSS		CLASS 2000												
		Nominal Pipe Size	1/8	1/4	3/8	1/2	3/4	1	1-1/4	1-1/2	2	2-1/2	3	4
		Dimension A	31/32	31/32	31/32	1-1/8	1-5/16	1-1/2	1-3/4	2	2-3/8	3-1/4	3-3/4	4-3/16
		Dimension B	1-1/16	1-1/16	1-1/16	1-5/16	1-1/2	1-13/16	2-3/16	2-1/2	3	4	4-3/4	5-7/8
		Approx. Wt.	.54	.52	.40	.84	1.20	1.67	2.48	3.41	5.51	16.66	27.90	33.28
		CLASS 3000												
		Nominal Pipe Size	1/8	1/4	3/8	1/2	3/4	1	1-1/4	1-1/2	2	2-1/2	3	4
		Dimension A	31/32	31/32	1-1/8	1-5/16	1-1/2	1-3/4	2	2-3/8	2-1/2	3-1/4	3-3/4	4-3/16
		Dimension B	1-1/16	1-1/16	1-5/16	1-1/2	1-13/16	2-3/16	2-1/2	3	3-5/16	4	4-3/4	5-7/8
		Approx. Wt.	.54	.52	1.02	1.54	2.27	3.68	4.98	8.68	8.57	16.66	27.90	32.28
		CLASS 6000												
		Nominal Pipe Size	1/8	1/4	3/8	1/2	3/4	1	1-1/4	1-1/2	2	2-1/2	3	4
		Dimension A	31/32	1-1/8	1-5/16	1-1/2	1-3/4	2	2-3/8	2-1/2	3-1/4	3-3/4	4-3/16	---
		Dimension B	1-1/16	1-5/16	1-1/2	1-13/16	2-3/16	2-1/2	3	3-5/16	4	4-3/4	5-7/8	---
		Approx. Wt.	.54	1.14	1.71	2.67	4.38	5.92	10.15	11.65	21.71	36.85	54.83	---
STREET ELBOW		CLASS 3000												
		Nominal Pipe Size	1/8	1/4	3/8	1/2	3/4	1	1-1/4	1-1/2	2	2-1/2	3	4
		Dimension A	1-1/4	1-1/4	1-1/2	1-11/16	1-7/8	2-1/4	2-5/8	2-7/8	3-5/16	---	---	---
		Dimension B	1	1	1-5/16	1-1/2	1-3/4	2	2-7/16	2-3/4	3-5/16	---	---	---
		Dimension C	7/8	7/8	1-1/8	1-1/4	1-3/8	1-3/4	2	2-1/8	2-1/2	---	---	---
		Approx. Wt.	.22	.20	.45	.59	.89	1.33	2.45	3.04	4.84	---	---	---
		CLASS 6000												
		Nominal Pipe Size	1/8	1/4	3/8	1/2	3/4	1	1-1/4	1-1/2	2	2-1/2	3	4
		Dimension A	1-1/4	1-1/2	1-11/16	1-7/8	2-1/4	2-5/8	2-7/8	3-5/16	---	---	---	---
		Dimension B	1	1-5/16	1-1/2	1-3/4	2	2-7/16	2-3/4	3-5/16	---	---	---	---
		Dimension C	7/8	1-1/8	1-1/4	1-3/8	1-3/4	2	2-1/8	2-1/2	---	---	---	---
		Approx. Wt.	.22	.44	.99	1.06	1.74	3.16	3.94	6.47	---	---	---	---
LATERAL		CLASS 3000												
		Nominal Pipe Size	1/8	1/4	3/8	1/2	3/4	1	1-1/4	1-1/2	2	2-1/2	3	4
		Dimension A	1-3/4	1-3/4	1-3/4	1-3/4	2-1/8	2-1/2	2-13/16	3-3/16	4-3/8	5-5/16	---	---
		Dimension B	1-1/2	1-1/2	1-1/2	1-1/2	1-3/4	2	2-7/16	2-3/4	3-5/16	4	---	---
		Dimension C	2-1/2	2-1/2	2-1/2	2-1/2	3	3-1/2	4	4-1/2	6	7-1/2	---	---
		Approx. Wt.	1.27	1.27	1.12	.95	1.51	2.21	3.40	4.72	9.41	15.60	---	---
		CLASS 6000												
		Nominal Pipe Size	1/8	1/4	3/8	1/2	3/4	1	1-1/4	1-1/2	2	2-1/2	3	4
		Dimension A	1-3/4	1-3/4	1-3/4	2-1/8	2-1/2	2-13/16	3-3/16	4-3/8	5-5/16	---	---	---
		Dimension B	1-1/2	1-1/2	1-1/2	1-3/4	2	2-7/16	2-3/4	3-5/16	4	---	---	---
		Dimension C	2-1/2	2-1/2	2-1/2	3	3-1/2	4	4-1/2	6	7-1/2	---	---	---
		Approx. Wt.	1.31	1.31	1.18	1.84	3.10	4.54	5.73	11.84	16.80	---	---	---

DIMENSIONS IN INCHES  
WEIGHTS IN POUNDS


CLASS 9000 and SPECIALTY THREADED FITTINGS  
AVAILABLE UPON REQUEST.

TRUE REDUCING FITTINGS CAN BE FURNISHED  
BY BORING STRAIGHT SIZE BLANKS

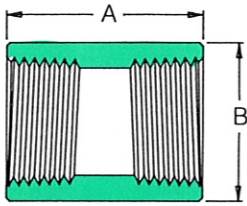
# PENN Forged Threaded Pipe Fittings

ASME B16.11-1996

AVAILABLE IN A COMPLETE RANGE OF CARBON, STAINLESS STEELS,  
ALLOY STEELS, AND NON-FERROUS METALS.



## COUPLING



CLASS 3000 FIGURE NO. 03007  
CLASS 6000 FIGURE NO. 06007

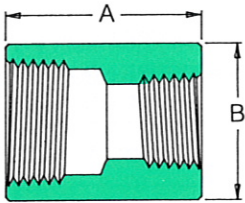
### CLASS 3000

Nominal Pipe Size	1/8	1/4	3/8	1/2	3/4	1	1-1/4	1-1/2	2	2-1/2	3	3-1/2	4
Dimension A	1-1/4	1-3/8	1-1/2	1-7/8	2	2-3/8	2-5/8	3-1/8	3-3/8	3-5/8	4-1/4	4-1/2	4-3/4
Dimension B	5/8	3/4	7/8	1-1/8	1-3/8	1-3/4	2-1/4	2-1/2	3	3-5/8	4-1/4	4-3/4	5-1/2
Approx. Wt.	.08	.10	.14	.29	.42	.83	1.58	2.16	2.99	4.75	6.51	7.93	12.37

### CLASS 6000

Nominal Pipe Size	1/8	1/4	3/8	1/2	3/4	1	1-1/4	1-1/2	2	2-1/2	3	3-1/2	4
Dimension A	1-1/4	1-3/8	1-1/2	1-7/8	2	2-3/8	2-5/8	3-1/8	3-3/8	3-5/8	4-1/4	4-1/2	4-3/4
Dimension B	7/8	1	1-1/4	1-1/2	1-3/4	2-1/4	2-1/2	3	3-5/8	4-1/4	5	5-3/4	6-1/4
Approx. Wt.	.18	.23	.40	.69	.95	1.90	2.27	4.11	6.17	9.25	13.65	18.53	22.13

## REDUCER



CLASS 3000 FIGURE NO. 03008  
CLASS 6000 FIGURE NO. 06008

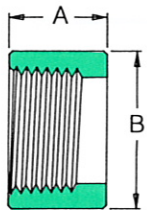
### CLASS 3000

Nominal Pipe Size	1/8	1/4	3/8	1/2	3/4	1	1-1/4	1-1/2	2	2-1/2	3	3-1/2	4
Dimension A	---	1-3/8	1-1/2	1-7/8	2	2-3/8	2-5/8	3-1/8	3-3/8	3-5/8	4-1/4	4-1/2	4-3/4
Dimension B	---	3/4	7/8	1-1/8	1-3/8	1-3/4	2-1/4	2-1/2	3	3-5/8	4-1/4	4-3/4	5-1/2
Approx. Wt.	---	.11	.16	.32	.50	.98	1.87	2.41	3.71	5.92	10.13	11.98	14.71

### CLASS 6000

Nominal Pipe Size	1/8	1/4	3/8	1/2	3/4	1	1-1/4	1-1/2	2	2-1/2	3	3-1/2	4
Dimension A	---	1-3/8	1-1/2	1-7/8	2	2-3/8	2-5/8	3-1/8	3-3/8	3-5/8	4-1/4	4-1/2	4-3/4
Dimension B	---	1	1-1/4	1-1/2	1-3/4	2-1/4	2-1/2	3	3-5/8	4-1/4	5	5-3/4	6-1/4
Approx. Wt.	---	.29	.44	.73	1.02	2.06	2.58	4.42	7.27	10.01	16.07	30.69	36.65

## HALF COUPLING



CLASS 3000 FIGURE NO. 03009  
CLASS 6000 FIGURE NO. 06009

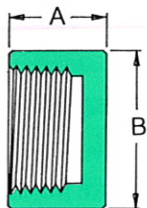
### CLASS 3000

Nominal Pipe Size	1/8	1/4	3/8	1/2	3/4	1	1-1/4	1-1/2	2	2-1/2	3	3-1/2	4
Dimension A	5/8	11/16	3/4	15/16	1	1-3/16	1-5/16	1-9/16	1-11/16	1-13/16	2-1/8	2-1/4	2-3/8
Dimension B	5/8	3/4	7/8	1-1/8	1-3/8	1-3/4	2-1/4	2-1/2	3	3-5/8	4-1/4	4-3/4	5-1/2
Approx. Wt.	.04	.05	.11	.15	.21	.41	.79	1.09	1.53	2.38	3.33	4.02	6.16

### CLASS 6000

Nominal Pipe Size	1/8	1/4	3/8	1/2	3/4	1	1-1/4	1-1/2	2	2-1/2	3	3-1/2	4
Dimension A	5/8	11/16	3/4	15/16	1	1-3/16	1-5/16	1-9/16	1-11/16	1-13/16	2-1/8	2-1/4	2-3/8
Dimension B	7/8	1	1-1/4	1-1/2	1-3/4	2-1/4	2-1/2	3	3-5/8	4-1/4	5	5-3/4	6-1/4
Approx. Wt.	.15	.17	.20	.35	.48	.95	2.02	2.55	3.80	5.20	7.54	9.27	15.19

## CAP



CLASS 3000 FIGURE NO. 03010  
CLASS 6000 FIGURE NO. 06010

### CLASS 3000

Nominal Pipe Size	1/8	1/4	3/8	1/2	3/4	1	1-1/4	1-1/2	2	2-1/2	3	3-1/2	4
Dimension A	3/4	1	1	1-1/4	1-7/16	1-5/8	1-3/4	1-3/4	1-7/8	2-3/8	2-9/16	2-5/8	2-11/16
Dimension B	5/8	3/4	7/8	1-1/8	1-3/8	1-3/4	2-1/4	2-1/2	3	3-5/8	4-1/4	4-3/4	5-1/2
Approx. Wt.	.05	.08	.11	.23	.38	.70	1.28	1.58	2.25	4.22	6.38	7.09	11.13

### CLASS 6000

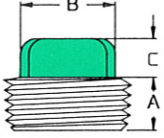
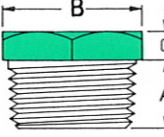
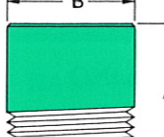
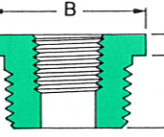

Nominal Pipe Size	1/8	1/4	3/8	1/2	3/4	1	1-1/4	1-1/2	2	2-1/2	3	3-1/2	4
Dimension A	7/8	1-1/16	1-1/16	1-5/16	1-1/2	1-11/16	1-13/16	1-7/8	2	2-1/2	2-11/16	2-7/8	2-15/16
Dimension B	7/8	1	1-1/4	1-1/2	1-3/4	2-1/4	2-1/2	3	3-5/8	4-1/4	5	5-3/4	6-1/4
Approx. Wt.	.13	.19	.34	.55	.78	1.62	1.91	3.07	4.53	7.37	11.32	13.50	23.01

# PENN Forged Threaded Pipe Fittings

ASME B16.11-1996

AVAILABLE IN A COMPLETE RANGE OF CARBON, STAINLESS STEELS,  
ALLOY STEELS, AND NON-FERROUS METALS.



		<b>SQUARE HEAD PLUG</b>														
 <p>FIGURE NO. 06013</p>	<b>Nominal Pipe Size</b>	1/8	1/4	3/8	1/2	3/4	1	1-1/4	1-1/2	2	2-1/2	3	3-1/2	4	5	6
	Dimension A	3/8	7/16	1/2	9/16	5/8	3/4	13/16	13/16	7/8	1-1/16	1-1/8	1-3/16	1-1/4	1-7/8	2
	Dimension B	9/32	3/8	7/16	9/16	5/8	13/16	15/16	1-1/8	1-5/16	1-1/2	1-11/16	1-7/8	2-1/2	3-1/4	4-1/4
	Dimension C	1/4	1/4	5/16	3/8	7/16	1/2	9/16	5/8	11/16	3/4	13/16	7/8	1	1-5/8	1-7/8
	Approx. Wt.	.02	.03	.06	.11	.18	.35	.60	.82	1.36	2.21	3.47	4.73	8.64	16.93	27.92
		<b>HEXAGON HEAD PLUG</b>														
 <p>FIGURE NO. 06014</p>	<b>Nominal Pipe Size</b>	1/8	1/4	3/8	1/2	3/4	1	1-1/4	1-1/2	2	2-1/2	3	3-1/2	4	5	6
	Dimension A	7/16	1/2	9/16	11/16	3/4	7/8	7/8	15/16	1	1-3/16	1-3/8	1-1/2	1-1/2	1-1/2	1-3/4
	Dimension B	7/16	5/8	11/16	7/8	1-1/16	1-3/8	1-3/4	2	2-1/2	3	3-5/8	4-1/4	4-3/4	5-3/4	6-3/4
	Dimension C	1/4	1/4	5/16	5/16	3/8	3/8	9/16	5/8	11/16	3/4	13/16	1	1	3/4	3/4
	Approx. Wt.	.03	.05	.09	.16	.27	.48	.95	1.32	2.23	3.81	4.75	8.37	13.00	15.61	22.32
		<b>ROUND HEAD PLUG</b>														
 <p>FIGURE NO. 06015</p>	<b>Nominal Pipe Size</b>	1/8	1/4	3/8	1/2	3/4	1	1-1/4	1-1/2	2	2-1/2	3	3-1/2	4	5	6
	Dimension A	1-3/8	1-5/8	1-5/8	1-3/4	1-3/4	2	2	2	2-1/2	2-3/4	2-3/4	3	3	5-1/2	5-1/2
	Dimension B	13/32	35/64	11/16	27/32	1-1/16	1-5/16	1-11/16	1-29/32	2-3/8	2-7/8	3-1/2	4	4-1/2	5-5/8	6-5/8
	Approx. Wt.	.05	.10	.16	.25	.40	.72	1.17	1.64	3.04	5.13	7.19	10.34	13.25	16.81	24.11
			<b>HEXAGON HEAD BUSHINGS</b>													
 <p>FIGURE NO. 06011</p>	<b>Nominal Pipe Size</b>	1/8	1/4	3/8	1/2	3/4	1	1-1/4	1-1/2	2	2-1/2	3	3-1/2	4	5	6
	Dimension A	---	1/2	9/16	11/16	3/4	7/8	7/8	15/16	1	1-3/16	1-3/8	1-1/2	1-1/2	1-1/2	1-3/4
	Dimension B	---	5/8	11/16	7/8	1-1/16	1-3/8	1-3/4	2	2-1/2	3	3-5/8	4-1/4	4-3/4	5-3/4	6-3/4
	Dimension C	---	1/8	5/32	3/16	7/32	1/4	9/32	5/16	11/32	1/2	1/2	5/8	5/8	3/4	3/4
	Approx. Wt.	---	.02	.04	.06	.11	.19	.39	.63	.79	1.19	2.56	5.50	7.06	9.32	13.15
		<b>FLUSH BUSHINGS</b>														
 <p>FIGURE NO. 06012</p>	<b>Nominal Pipe Size</b>	1/8	1/4	3/8	1/2	3/4	1	1-1/4	1-1/2	2	2-1/2	3	3-1/2	4	5	6
	Dimension A	---	7/16	1/2	9/16	5/8	3/4	13/16	13/16	7/8	1-1/16	1-1/8	1-3/16	1-1/4	1-1/4	1-3/8
	Approx. Wt.	---	.01	.02	.03	.05	.09	.17	.31	.37	.52	.90	.92	2.15	2.41	4.60

DIMENSIONS IN INCHES  
WEIGHTS IN POUNDS

SEE CAUTIONARY NOTE IN B16.11 REGARDING  
ONE SIZE REDUCTION BUSHINGS.

DOUBLE TAPPED HEX BUSHINGS ARE AVAILABLE  
ANSI/ASME B1.20.1-1983 Specifications - Page 5